

1. Click the “create one here” on the [login page](#).



Username

Password

[Forgot my password](#)

Login with Indico

If you do not have an Indico account yet, you can [create one here.](#)

[← Back](#)

2. Fill out the “Email address” and “CAPTCHA Answer”, and click the “Send me a verification email” button.

Create a new Indico profile


To create a new Indico profile you first need to verify your email address.

Email address *

CAPTCHA

Confirm that you are not a robot 🤖

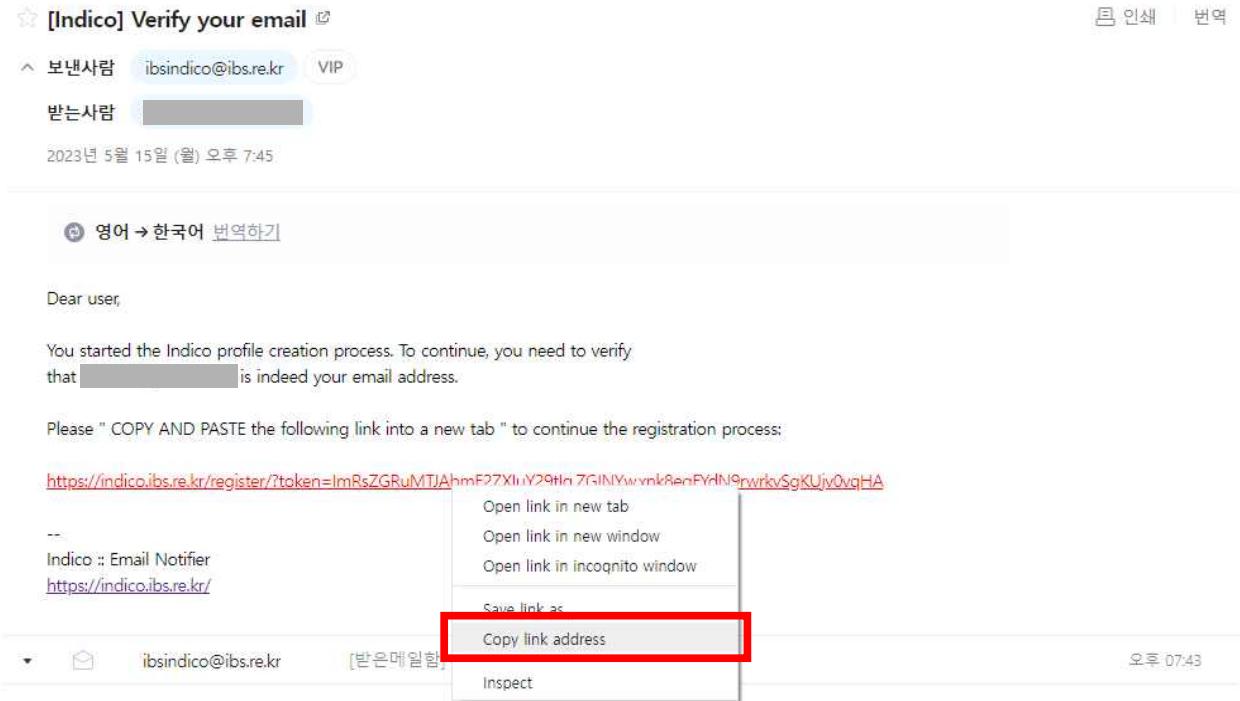
Type the characters you see in the image. You can also listen to the audio instead



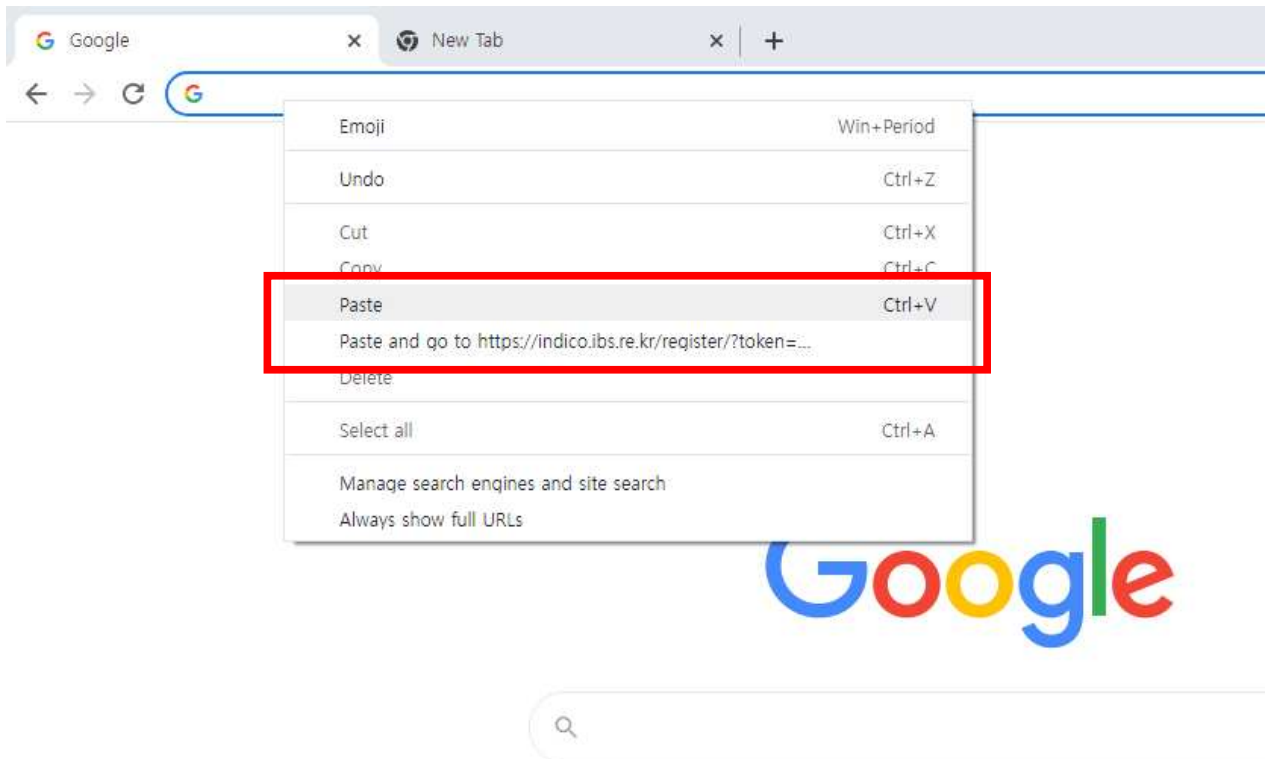
Answer

[Send me a verification email](#) [Back](#)

3. Check your email inbox and refer to the image below to “Copy the link address”.



4. Create a new tab and “Paste”(or “Paste and go to https://~~”).



5. Create your Indico profile.

Create a new Indico profile

✓ You have successfully validated your email address and can now proceed with the registration.

User information

Email address

First name *

Last name *

Affiliation

Login details

Username *

Password *

Confirm password *

Create my Indico profile

Cancel